

Fluorescent Emergency Lighting Ballasts



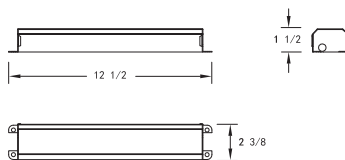
Pace's Emergency Ballast series allows a fixture to be used for both normal AC operation and emergency operation. In the event of a power failure, the unit will switch to emergency mode and operate one or two of the existing lamps for a minimum of 90 minutes each.

All ballasts include a battery pack, battery charger and inverter circuit in a heavy-duty steel case. The emergency ballast can be mounted on top of the fixture or in the wire-way, and is designed to comply with the latest codes and performance standards, including UL 924 and cUL.

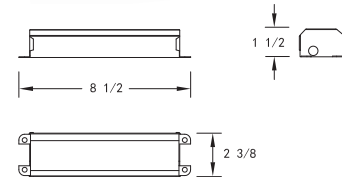
Features

- Dual-voltage Input 120V/277V
- Galvanized steel case
- Maintenance-free nickel-cadmium battery
- May be installed in switched or unswitched fixtures
- See Lamp Compatibility Chart page for supported lamp types
- Approved for use in sealed gasketed fixtures

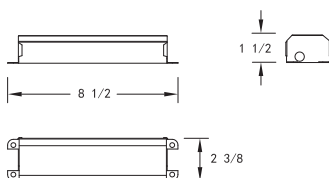
PAC0014



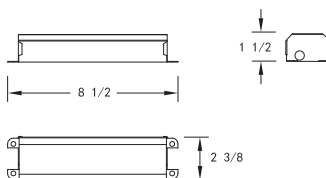
PAC0007



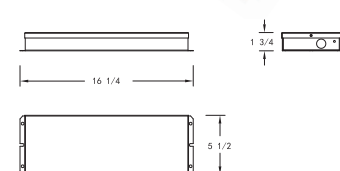
PAC0005



PAC0006



PAC0030



Low-Profile Fluorescent Emergency Lighting Ballasts



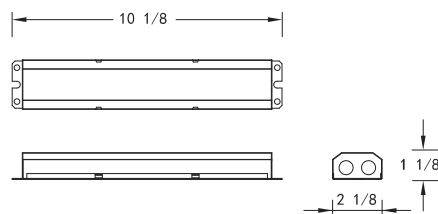
Pace's Low-Profile Emergency Ballast series allows a fixture to be used for both normal AC operation and emergency operation. In the event of a power failure, the unit will switch to emergency mode and operate one or two of the existing lamps for a minimum of 90 minutes each.

All ballasts include a battery pack, battery charger and inverter circuit in a heavy-duty compact steel case. The low-profile emergency ballast can be mounted on top of the fixture or in the wire-way, and is designed to comply with the latest codes and performance standards, including UL 924.

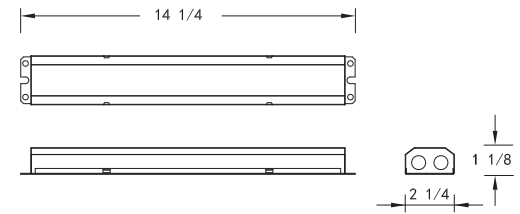
Features

- Dual-voltage input 120V/277V
- Galvanized steel case
- Maintenance-free nickel-cadmium battery
- May be installed in switched or unswitched fixtures
- See Lamp Compatibility Chart page for supported lamp types
- Approval for use in sealed gasketed fixtures
- Time Delay feature for compatibility with end-of-lamp-life circuitry

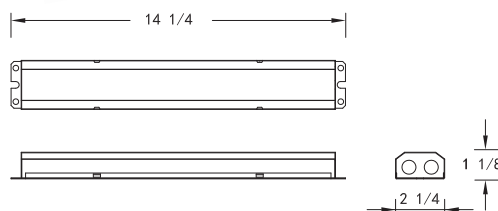
PAC0388-B



PAC0455-2L



PAC0457



Emergency Ballast Lamp Compatibility Charts

Model	PAC0014	PAC0007	PAC0005	PAC0006
Lumen	1400	700	500	650
TYPE	Number and Wattage of Lamps Supported			
T5				
T8	One - 17W-110W Two - 17W-40W	One - 17W-110W Two - 17W-40W	One - 25W-40W	
T9				
T10	One - 17W-110W Two - 17W-40W	One - 17W-110W Two - 17W-40W	One - 25W-40W	One - 17W-28W Two - 17W-28W
T12	One - 17W-110W Two - 17W-40W	One - 17W-110W Two - 17W-40W	One - 25W-40W	One - 17W-28W Two - 17W-28W
CFL			One - 26W-42W	One - 18W-42W Two - 18W-39W
LONG CFL				

Model	PAC0030	PAC0388-B	PAC0455-2L	PAC0457
Lumen	3000	500	700	1400
TYPE	Number and Wattage of Lamps Supported			
T5			One - 17W-54W Two - 17W-39W	One - 17W-54W Two - 17W-39W
T8	Two - 17W-32W	One - 32W-40W Two - 32W-40W	One - 17W-54W Two - 17W-39W	One - 17W-54W Two - 17W-39W
T9	Two - 20W-40W			
T10	Two - 20W-40W	One - 32W-40W Two - 32W-40W		
T12	Two - 20W-40W	One - 32W-40W Two - 32W-40W		
CFL			One - 32W	One - 32W
LONG CFL	Two - 17W-32W	One - 40W-50W Biax	One - 18W-50W	One - 32W